

THE BRYANSTON COMMUNITY PLAN



April 2008

Prepared by the Bryanston Community Plan Working Group
on behalf of
Bryanston Parish Council



Executive Summary

In the construction of this Community Plan we have continually tried to look to the future and whilst we appreciate and acknowledge the importance of the history and traditions of the village it is the population of the here and now and of the future for whom we have to direct our efforts - so no pages and pages of history.

The large majority of the populace like the village as it is and do not want change!

Comments and criticisms revolve around small but vital issues to the community of safety, cleanliness and caretaking.

The Recommendations tell of what we intend to achieve for the community.

The remainder of the plan is purely substantiating evidence.



CONTENTS	Page Nr
Recommendations	3
Introduction	5
Commentary	
Amenities	7
Activities	8
Traffic	10
Transport	11
The Built Environment	11
The Natural Environment	14
Other Elements	15
Appendices	
A Budget Requirements for Recommendations	16
B Acknowledgements	18
C Questionnaire Data	20

Recommendations

Recommendations	Councillor responsible for pursuing recommendation	Time Scale for carrying out recommendation
Promote and foster relationships with Bryanston School and the Estate Club to enable the use of their facilities	K Hatch	May 2008 >>>
Investigate the provision of a children's play area within the village	Ms C Stone	May 2008 - Apr 2010
Form a group to promote social activities	TBA	May 2008 - Sept 2008
Improve village events communication by a newsletter and the provision of better quality notice boards	K Hatch	Apr 2008 >>>
Extend and rationalise speed restrictions within the village	D Bacon	May 2008 >>>
Investigate parking to New Road and The Cliff	D Bacon	May 2008 - Apr 2010
Appraise safety at The Cliff/New Road Junction and Bryanston School roundabout	D Bacon	May 2008 - Apr 2009
Increase awareness of the Nordcat service	TBA	May 2008 >>>

Foster better and stronger relationships with the local community support officers	M Wills	May 2008 >>>
Advertise and promote the neighbourhood watch scheme	M Wills	May 2008 - Jan 2009
Improve advertising of local recycling facilities	M Wills	May 2008 - Nov 2008
Provide more litter bins around village	Ms C Stone	May 2008 - Apr 2010
Ensure the continued existence of the telephone box on the Cliff	TBA	May 2008 >>>
Organise village 'Spring Cleaning' days	K Hatch	Jun 2008 - Sept 2008
Provide 'dog mess' bins	Ms C Stone	May 2008 - Apr 2010
Publish maps of local 'walks'	TBA	May 2008 - Apr 2011

Introduction

At the November 2005 meeting of the Bryanston Parish Council Maria Young of the DCA gave a brief dissertation on the procedures and benefits of the preparation and publishing of a Parish Plan.

This was enough to galvanise the Council into inviting and approving the formation of a working group to realise this end and thus the Bryanston Community Plan was born.

A pre-planning meeting was held on 30th November 2005 and the inaugural meeting of the working party occurred on 19th December 2005.

The first full meeting was held on 28th February 2006 with regular meetings occurring approximately every two months.

On 3rd March 2006 Simon Thompson, of the DCA, advised and assisted with the preparation of a grant application to fund the preparation of the plan. The application was submitted on 20th March and approved on 28th March 2006.

During June 2006 a Preliminary Questionnaire was circulated to some 160 residences in order to define areas that were of specific importance to Bryanston as the generic software produced by the University of Gloucester for 'village appraisals' was being used as the basis of a formal questionnaire.

Some 45 replies (28%) were received and analysed. As a thank you to the participants in this stage of the plan process random prizes of £50, £30 and £25 were awarded at an open evening held at the Estate Club which was attended by various members of the local community.

The Formal Questionnaire was developed and printed between July and September 2006 and in October delivered by a number of stalwart helpers to the community.

Together with a letter, a member of the Working Group personally delivered each household's copy of the BCP questionnaire. The cover of the document was also an entry into a raffle which was open to all who returned a completed questionnaire and the lucky residents won prizes to the value of £100, £50 and £25

The neighbour who delivered the questionnaire explained the importance to the community of returning as many completed documents as possible. The more information that we accumulated, the greater the chance we had of influencing local policies and obtaining funding to provide the additional services

that it was felt the community might require. At the time of the delivery of the questionnaire residents were asked if they would kindly agree a date and time when the completed document could be collected and, if they felt that they would benefit from some assistance with completing the document, a convenient time to meet was arranged.

The Formal Questionnaires were collected during December 2006 / January 2007 some 70 being returned out of 96 delivered (73%).

Between February and July 2007 the data from the questionnaires was tabulated and interpreted and a draft Bryanston Community Plan was presented to the July meeting of the Parish council for comment and approval.

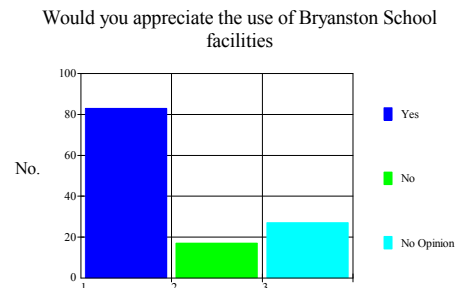
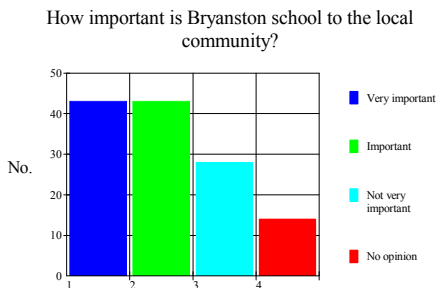
Feedback from various interested parties was obtained between July 2007 and March 2008 and the Final Plan was published and circulated to all those involved in its compilation and all parish residents during April/May 2008.

Commentary

Amenities

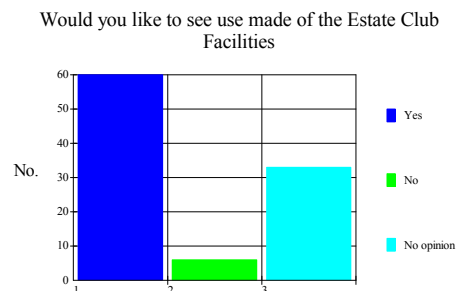
Within the boundaries of the village we are fortunate to have two establishments which could provide the types of facilities found in a more traditional location - a village pub - meeting hall - playing fields and sports arenas.

And whilst many agree the importance of Bryanston School and the Estate Club within the life of the village little use is able to be made of their attributes.



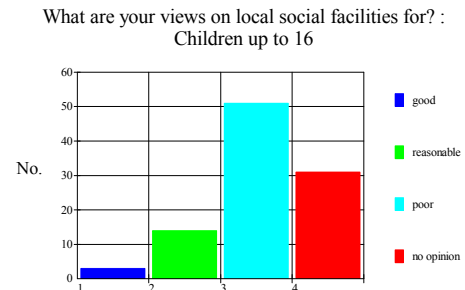
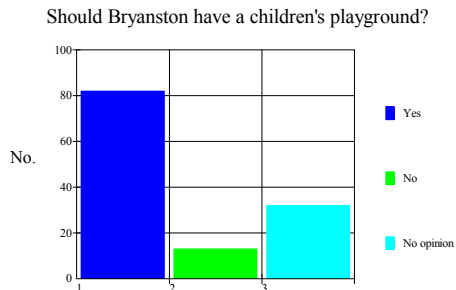
The desire for closer links with the school is obvious from the weight of opinion wishing to have the ability to use their facilities.

Similarly at least 50% of the population would enjoy the ability to make use of the Estate Club amenities.



It would seem, therefore, appropriate to commence a dialogue with these two organisations to foster closer relationships within the community and to endeavour to negotiate the use of some of their facilities.

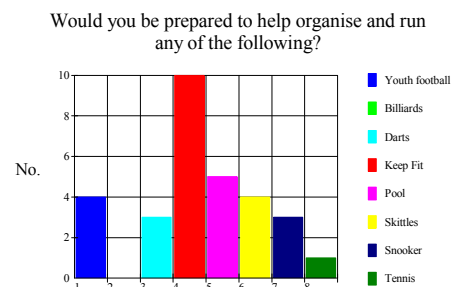
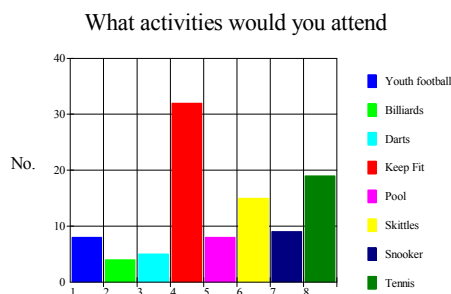
Strong support also exists for the introduction of a children's playground to the village, born out by the concern for the lack of local social facilities particularly for the section of the population below sixteen years of age.



The investigation of the provision of a children's playground must be seen as a priority.

Activities

Within this section the need exists to examine both the activities which residents would like to see available within the village and the methods by which those activities are advertised and communicated to everyone. The availability of volunteers to assist with the management of recreational events is also of crucial importance.

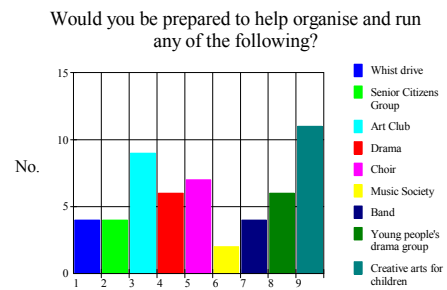
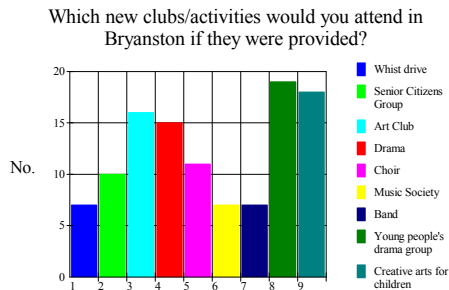


In terms of the more physical pursuits Keep Fit comes highest on the wish list with a high number of volunteers willing to participate with Tennis coming second.

Most other of the activities is currently provided by the Estate Club and could possibly be made available to a larger section of the community.

The opportunity to play Tennis should be linked to any dialogue with Bryanston School and similarly Keep Fit with the Estate Club.

The more cultural activities had similar results



Perhaps a group could be formed to evaluate and progress the provision of some of these activities.

More than 50% of the population consider that the information available about forthcoming events is poor and it must therefore be essential to improve village communications.

At present the majority of people consider that they obtain information via the Blackmore Vale newspaper - this is considered surprising as few village events are advertised this way. The second most popular method of communication would seem to be notice boards - again surprising as these are infrequently used and 42% of people do not even know of the existing notice boards.

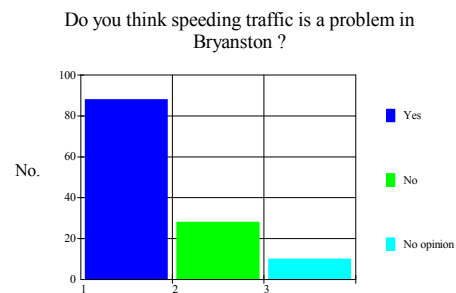
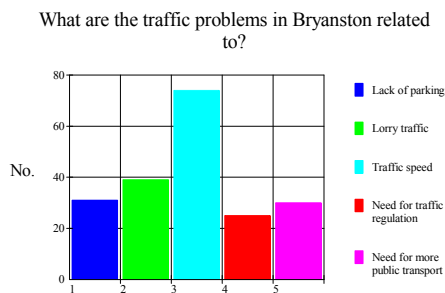
However 51% answered that a village newsletter was required and 61% requested that a Residents Association newsletter be delivered to every home.

This would seem to be the route to take with copies of the newsletter being additionally posted on the village notice boards and being available on the Parish Council web site, the existence of which should also be notified to every household. New and better quality notice boards should also be a priority.

Traffic

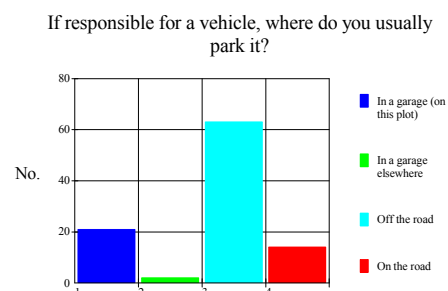
If one topic causes more discussion and concern at both resident and Parish Council levels it is the effect of traffic on the village.

When looking at any particular element of traffic concern, speeding always comes out top.



Other concerns involve lorry traffic although this may have been exacerbated during the period of the questionnaire by the excessive amount of lorry movements serving the building of the new science block at Bryanston School.

On road parking is also a problem experienced in two areas of the village. At the bottom of New Road where vehicles are often left by non-residents going into Blandford town centre and on The Cliff where there is a particular lack of off road parking available.



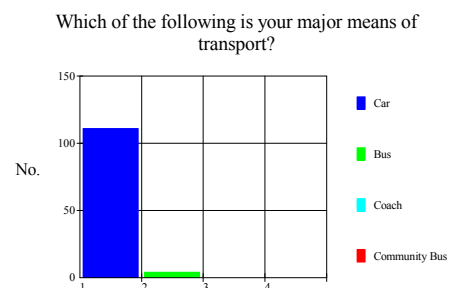
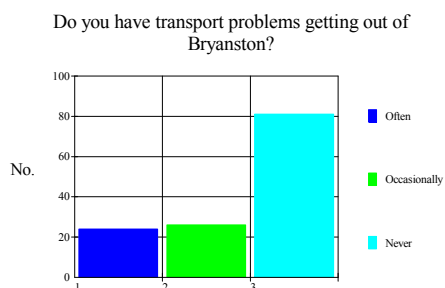
These problem areas may be alleviated by resident's only parking in New Road and adaptation of the 'triangle' area on the Cliff although this will require the permission of Bryanston School who own this section of land.

Over 82% of residents believe that there is specific traffic 'danger spots' within the village area, New Road being the location of primary concern. And these 'danger spots' have a significant relationship to traffic speed. *An extension of the areas of the existing speed limits would seem appropriate.*

Other areas given particular mention were the junction between The Cliff and New Road and the Bryanston School roundabout and these areas should be the subject of further investigation.

Transport

The answers to all of the questions relating to public transport or to the ability of residents to be able to access shopping, social services etc. indicated that the village's lack of transport did not pose a problem.



However it is important to note that although a small percentage a bus service is some residents only method of travelling out of the village. We must therefore try to ensure that some form of bus service, preferably improved, is retained. At present only 2 buses serve any part of the village and then it is only a maximum of one service a day (316 Thursday only, 834 Monday to Friday term time only). *The residents using buses might be better served by the dial a ride Nordcat bus service if this were better advertised.*

The Built Environment

Street Lighting

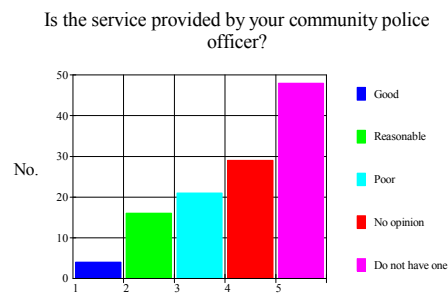
Whilst 48 % consider the street lighting poor only 19% would like to see more lighting confirmation that the lack of background light pollution still remains one of the attractions of Bryanston.

Housing

An overwhelming 90% of residents do not think that the area can accommodate any more housing and object to the principle of further development.

Services

Most residents feel that the performance provided by the emergency services is of a high quality with the exception of the local beat or community police officers, whose existence is not known of by a large number of people



This is probably why a large number would welcome and join a neighbourhood watch scheme.

Safety

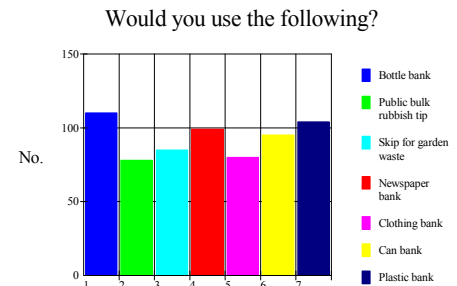
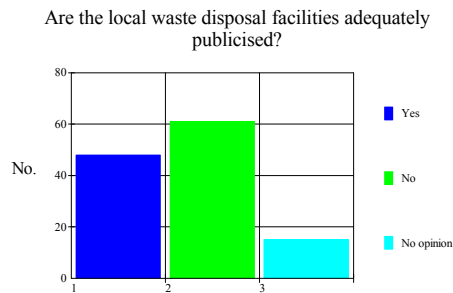
Generally people feel safe in Bryanston with concern being shown at night time for crimes involving theft, vandalism and drunkenness. It is considered that the situation could be improved through a neighbourhood watch scheme and more education and activities for younger people, items that are addressed elsewhere in the plan.

Roads

Most consider the conditions of the roads, verges and hedges around the village to be at the very least reasonable.

Recycling

85% would keep items separate if specific recycling collections were made with the number also willing to use local facilities.



However it is agreed that the local facilities are not adequately advertised.

More litter bins would also be welcomed throughout the community.

Shops

The demography of the population, the geography of the village and the relative closeness of shopping alternatives emphasise why only 50% of residents would use local facilities only at a maximum once a week and only 25% would use mobile services.

Telephone Box

Whilst some 83% of residents never use the telephone box on the Cliff 6 people recorded that they used it often. *It may be their only lifeline and therefore important that we protect its existence.*

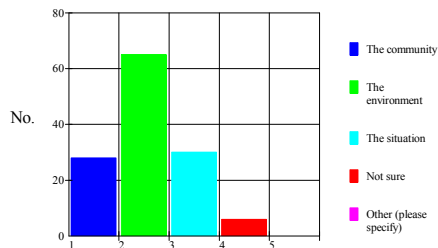
Future Development

70% of residents wish the village to stay as it is

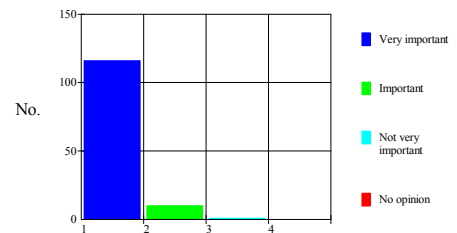
The Natural Environment

Over 50% of residents agree that the environment of Bryanston is the most important feature of living in the community with 90% of them confirming that the countryside is its most significant attribute.

What is most important to you about Bryanston ?



How important is the quality of the countryside around Bryanston to you?



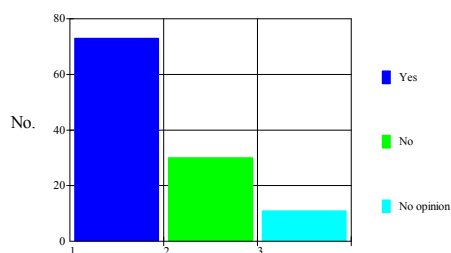
However, unfortunately, whilst most welcome the tranquillity that the countryside brings an appreciable number consider that it has changed for the worse in the last few years and thus together with this the quality of life.

To help alleviate this over 53% of residents would be willing to take part in village 'Spring Clean Days' and many would welcome the introduction of 'dog mess' bins in Lower Bryanston and close to the Estate Club.

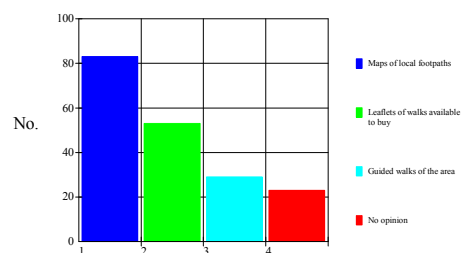
People consider the ongoing husbandry of the woodlands and the regular maintenance of hedges to be the priority in managing and improving the natural environment of the community.

Whilst over 60% know the location of footpaths/ bridle ways etc 72% of residents feel that they would like maps of these

Do you know the location of footpaths?

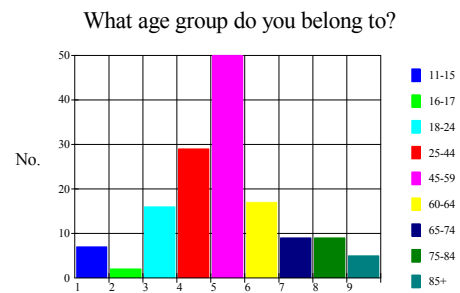
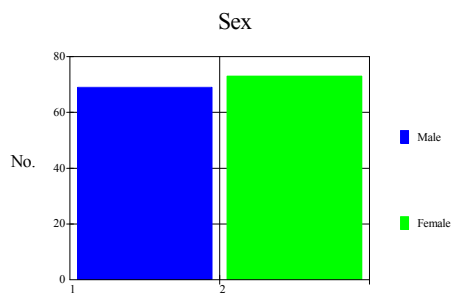


Would you like to see the following?



Other Elements

The village has a very even split between the sexes with an age range primarily between 18 and 64 indicating that most of the population are working and out of the village on a daily basis. This most probably accounts for any apparent lack of concern with respect to many aspects of village life



Appendix A

Budget Requirements for Recommendations

Recommendations	Anticipated Cost £
Promote and foster relationships with Bryanston School and the Estate Club to enable the use of their facilities	100.00
Investigate the provision of a children's play area within the village	40,000.00
Form a group to promote social activities	150.00
Improve village events communication by a newsletter and the provision of better quality notice boards	750.00
Extend and rationalize speed restrictions within the village	6,000.00
Investigate parking to New Road and The Cliff	20,000.00
Appraise safety at The Cliff/New Road Junction and Bryanston School roundabout	2,500.00
Increase awareness of the Nordcat service	100.00
Foster better and stronger relationships with the local community support officers	50.00
Advertise and promote the neighbourhood watch scheme	50.00
Improve advertising of local recycling facilities	50.00
Provide more litter bins around village	750.00
Ensure the continued existence of the telephone box	50.00
Organise village 'Spring Cleaning' days	50.00
Provide 'dog mess' bins	500.00
Publish maps of local 'walks'	300.00

Appendix B
Acknowledgements

The Bryanston Parish Council and Community Plan Working Group would like to sincerely thank the following people and organisations without whose help and indefatigable enthusiasm the compilation and publishing of this document would have been impossible ;

Maria Young - Community Development Worker - her passion kick-started the whole process.

Rachelle Smith - her constant attendance at our meetings and functions was much appreciated

Simon Thompson - Community Field Worker - his guidance proved invaluable

Hilary Cox - County Councillor - her sponsorship opened doors

John Tory - Chair of Parish Council - He started it all

Mike Wills)

Tom Cosgrove)

Martin Lys)

David Bacon)

Ginny Rottenburg)

Liz Farquharson)

Keith Hatch)

Dorset County Council

Dorset Community Action

The Working Group who gave up their time and homes to make this a reality.

Appendix C
Questionnaire Data

BRYANSTON COMMUNITY PLAN
Formal Questionnaire
INDIVIDUAL QUESTION COUNTS

HOUSEHOLD SECTION

Question Number : 1 NUMBER OF HOUSEHOLDS : 70

How many people including children normally live in your household?

169

Question Number : 2 NUMBER OF HOUSEHOLDS : 70

Please enter the number of people in your household in each age group:

	Male	Female
0-4	5	3
5-10	2	5
11-15	3	4
16-17	3	2
18-24	12	6
25-44	11	18
45-59	24	28
60-64	10	10
65-74	6	3
75-84	4	5
85+	2	3

Question Number : 3 NUMBER OF HOUSEHOLDS : 70

Enter the number of children under 16 in your household who attend the following :

Play group	1
Nursery school	4

Question Number : 4 NUMBER OF HOUSEHOLDS : 70

If any of your children under 16 are unable to take part in after school activities, please give the reasons why :

Lack of transport home	3 (4.3 %)
Distance between home/school	1 (1.4 %)
Expense	3 (4.3 %)

PERSONAL SECTION

Question Number : 5 NUMBER OF RESPONDENTS TO QUESTION : 142

Sex

Male	69 (48.6 %)
Female	73 (51.4 %)

Question Number : 6 NUMBER OF RESPONDENTS TO QUESTION : 144

What age group do you belong to?

11-15	7 (4.9%)
16-17	2 (1.4%)
18-24	16 (11.1%)
25-44	29 (20.1%)
45-59	50 (34.7%)
60-64	17 (11.8%)
65-74	9 (6.3%)
75-84	9 (6.3%)
85+	5 (3.5%)

Question Number : 7 NUMBER OF RESPONDENTS TO QUESTION : 129

What is most important to you about Bryanston ?

The community	28 (21.7%)
The situation	30 (23.3%)
The environment	65 (50.4%)
Not sure	6 (4.7%)
Other (please specify)	0 (0.0%)

Question Number : 8 NUMBER OF RESPONDENTS TO QUESTION : 130

How is the quality of life in Bryanston compared to 10 years ago?

Better	11 (8.5%)
Worse	52 (40.0%)
The same	25 (19.2%)
Don't know	42 (32.3%)

Question Number : 9 NUMBER OF RESPONDENTS TO QUESTION : 131

Do you experience transport difficulties in getting out of Bryanston to other places?

Often	24 (18.3%)
Occasionally	26 (19.8%)
Never	81 (61.8%)

Question Number : 10 NUMBER OF RESPONDENTS TO QUESTION : 100

If responsible for a vehicle, where do you usually park it?

In a garage (on this plot)	21 (21.0%)
In a garage elsewhere	2 (2.0%)
Off the road	63 (63.0%)
On the road	14 (14.0%)

Question Number : 11 NUMBER OF RESPONDENTS TO QUESTION : 93

Do you experience the following parking problems at your home?

	1 - Yes	2 - No
Nowhere to park	10 (10.8%)	67 (72.0%)
Cars blocking your entrance	15 (16.1%)	62 (66.7%)

Question Number : 12 NUMBER OF RESPONDENTS TO QUESTION : 121

Is street parking a safety risk in Bryanston ?

Yes	60 (49.6%)
No	43 (35.5%)
No opinion	18 (14.9%)

Question Number : 13 NUMBER OF RESPONDENTS TO QUESTION : 102

If you have a car, would you be prepared to take part in a voluntary transport service?

Yes	19 (18.6%)
No	83 (81.4%)

Question Number : 14 NUMBER OF RESPONDENTS TO QUESTION : 115

Would you use a voluntary car service as a passenger?

Weekly	4 (3.5%)
Monthly	2 (1.7%)
Occasionally	34 (29.6%)
Never	75 (65.2%)

Question Number : 15 NUMBER OF RESPONDENTS TO QUESTION : 30

Which of the following services do you use?

Bus	29 (96.7%)
Coach	4 (13.3%)
Community Bus	0 (0.0%)

Question Number : 16 NUMBER OF RESPONDENTS TO QUESTION : 115

Which of the following is your major means of transport?

Car	111 (96.0%)
Bus	4 (3.5%)
Coach	0 (0.0%)
Community Bus	0 (0.0%)

Question Number : 17 NUMBER OF RESPONDENTS TO QUESTION : 57

If you use the community bus, what do you use it for and how often?

	often	occasionally	never
Work	2 (3.5%)	0 (0.0%)	46 (80.7%)
Shopping	0 (0.0%)	3 (5.3%)	46 (80.7%)
Medical Visits	0 (0.0%)	1 (1.8%)	45 (78.9%)
Social or Leisure	0 (0.0%)	4 (7.0%)	46 (80.7%)
Other	0 (0.0%)	0 (0.0%)	35 (61.4%)

Question Number : 18 NUMBER OF RESPONDENTS TO QUESTION : 63

How do you rate the bus service for?

	good	reasonable	poor	no option
Route	4 (6.3%)	6 (9.5%)	19 (30.2%)	25 (39.7%)
Timetable	3 (4.8%)	6 (9.5%)	29 (46.0%)	22 (34.9%)
Reliability	3 (4.8%)	10 (15.9%)	14 (22.2%)	24 (38.1%)
Cost	3 (4.8%)	10 (15.9%)	13 (20.6%)	24 (38.1%)
Access for those with disabilities	2 (3.2%)	4 (6.3%)	13 (20.6%)	30 (47.6%)

Question Number : 19 NUMBER OF RESPONDENTS TO QUESTION : 118

Do you think there are any major 'danger-spots' on the roads in Bryanston ?

Yes	97 (82.2%)
No	11 (9.3%)
No opinion	10 (8.5%)

Question Number : 20 NUMBER OF RESPONDENTS TO QUESTION : 107

Would you support action to improve road safety in the following 'danger-spots'?

Blandford/Bryanston School roundabout	60 (56.1%)
New Road/The Cliff junction	71 (66.4%)
Bottom of New Road	50 (46.7%)
Other (please specify)	24 (22.4%)

Question Number : 21 NUMBER OF RESPONDENTS TO QUESTION : 126

Do you think speeding traffic is a problem in Bryanston ?

Yes	88 (69.8%)
No	28 (22.2%)
No opinion	10 (7.9%)

Question Number : 22 NUMBER OF RESPONDENTS TO QUESTION : 94

Do you feel in danger from speeding traffic in these areas of Bryanston ?

Lower Bryanston	48 (51.1%)
Outside Estate Club	14 (14.9%)
New Road	50 (53.2%)
School Drive	16 (17.0%)
Other (please specify)	19 (20.2%)

Question Number : 23 NUMBER OF RESPONDENTS TO QUESTION : 107

Would you support the following speed control measures in Bryanston ?

Extension of the speed limit	62 (57.9%)
Traffic calming	64 (59.8%)
Children at play signs	57 (53.3%)

Question Number : 24 NUMBER OF RESPONDENTS TO QUESTION : 125

Is the standard of street lighting in Bryanston ?

Good	28 (22.4%)
Reasonable	16 (12.8%)
Poor	48 (38.4%)
No Opinion	33 (26.4%)

Question Number : 25 NUMBER OF RESPONDENTS TO QUESTION : 85

In relation to paths and street lights, would you like to see any of the following in Bryanston?

More footpaths	30 (35.3%)
More street lights	16 (18.8%)
More environmentally sensitive street lighting	52 (61.2%)
More pavements	33 (38.8%)

Question Number : 26 NUMBER OF RESPONDENTS TO QUESTION : 127

Would you like the facilities of Bryanston School to be made available to the local community?

Yes	83 (65.4%)
No	17 (13.4%)
No Opinion	27 (21.3%)

Question Number : 27 NUMBER OF RESPONDENTS TO QUESTION : 128

How important is Bryanston school to the local community?

Very important	43 (33.6%)
Important	43 (33.6%)
Not very important	28 (21.9%)
No opinion	14 (10.9%)

Question Number : 28 NUMBER OF RESPONDENTS TO QUESTION : 127

Do you think Bryanston can accommodate more new housing?

Yes	23 (18.1%)
No	90 (70.9%)
Don't know	14 (11.0%)

Question Number : 29 NUMBER OF RESPONDENTS TO QUESTION : 124

Would you have any objections in principle to a development which might help to meet the housing needs of local people?

Yes	65 (52.4%)
No	42 (33.9%)
No opinion	17 (13.7%)

Question Number : 30 NUMBER OF RESPONDENTS TO QUESTION : 120

Do you have any difficulty in getting to the following?

	often	occasionally	never
Hospital	7 (5.8%)	15 (12.5%)	88 (73.3%)
Doctor	10 (8.3%)	18 (15.0%)	85 (70.8%)
Chemist	7 (5.8%)	7 (5.8%)	91 (75.8%)
Chiropodist	6 (5.0%)	5 (4.2%)	87 (72.5%)
Optician	7 (5.8%)	4 (3.3%)	93 (77.5%)
Dentist	8 (6.7%)	18 (15.0%)	84 (70.0%)

Question Number : 31 NUMBER OF RESPONDENTS TO QUESTION : 130

How important is the hospital to Bryanston ?

Very important	94 (72.3%)
Quite important	13 (10.0%)
Important	18 (13.8%)
Not important	5 (3.8%)
Not needed	0 (0.0%)

Question Number : 32 NUMBER OF RESPONDENTS TO QUESTION : 117

What are your views on the standard of the following services in Bryanston ?

	good	reasonable	poor	no opinion	have not
Fire	36 (30.8%)	15 (12.8%)	1 (0.9%)	10 (8.5%)	52 (44.4%)
Police	16 (13.7%)	30 (25.6%)	14 (12.0%)	8 (6.8%)	42 (35.9%)
Ambulance	46 (39.3%)	9 (7.7%)	1 (0.9%)	7 (6.0%)	51 (43.6%)
Hospital	13 (11.1%)	11 (9.4%)	3 (2.6%)	9 (7.7%)	68 (58.1%)
Police	18 (15.4%)	22 (18.0%)	4 (3.4%)	8 (6.8%)	54 (46.2%)
Police (Bobby)	10 (8.5%)	7 (6.0%)	27 (23.1%)	10 (8.5%)	58 (49.6%)

Question Number : 33 NUMBER OF RESPONDENTS TO QUESTION : 118

Is the service provided by your community police officer?

Good	4 (3.4%)
Reasonable	16 (13.6%)
Poor	21 (17.8%)
No opinion	29 (24.6%)
Do not have one	48 (40.7%)

Question Number : 34 NUMBER OF RESPONDENTS TO QUESTION : 124

Do you regard the police coverage of Bryanston to be?

Good	4 (3.2%)
Reasonable	43 (34.7%)
Poor	44 (35.5%)
No opinion	33 (26.6%)

Question Number : 35 NUMBER OF RESPONDENTS TO QUESTION : 127

Should Bryanston have a Neighbourhood Watch Scheme?

Yes	92 (72.4%)
No	13 (10.2%)
No opinion	22 (17.3%)

Question Number : 36 NUMBER OF RESPONDENTS TO QUESTION : 123

Would you like to join the Neighbourhood Watch Scheme?

Yes	59 (48.0%)
No	45 (36.6%)
No opinion	19 (15.4%)

Question Number : 37 NUMBER OF RESPONDENTS TO QUESTION : 117

Which, if any, of the following crimes and anti-social behaviour concern you in Bryanston ?

Theft	66 (56.4%)
Mugging	8 (6.8%)
Vandalism	38 (32.5%)
Drunkenness	37 (31.6%)
Other	33 (28.2%)
Not concerned	20 (17.1%)

Question Number : 38 NUMBER OF RESPONDENTS TO QUESTION : 126

Are there any areas in Bryanston in which you feel unsafe?

Yes	17 (13.5%)
No	87 (69.0%)
No opinion	22 (17.5%)

Question Number : 39 NUMBER OF RESPONDENTS TO QUESTION : 44

Are there any particular times when you feel unsafe?

Morning	1 (2.3%)
Afternoon	1 (2.3%)
Evening	12 (27.3%)
Night	39 (88.6%)

Question Number : 40 NUMBER OF RESPONDENTS TO QUESTION : 118

Do you think that any of the following measures are needed?

A greater police presence	32 (27.1%)
Better consultation between police and residents	38 (32.2%)
A neighbourhood watch	57 (48.3%)
Improved street lighting	38 (32.2%)
More drug/drink education/prevention	57 (48.3%)
More activities for young people	74 (62.7%)

Question Number : 41 NUMBER OF RESPONDENTS TO QUESTION : 115

What do you think of the state of the following?

	good	reasonable	poor	no opinion
Roads	16 (13.9%)	64 (55.7%)	25 (21.7%)	5 (4.3%)
Pavements	10 (8.7%)	52 (45.2%)	33 (28.7%)	10 (8.7%)
Verges	13 (11.3%)	52 (45.2%)	43 (37.4%)	4 (3.5%)

Question Number : 42 NUMBER OF RESPONDENTS TO QUESTION : 130

Would you be prepared to keep certain items separate from your refuse for recycling if a separate collection was made?

Yes	111 (85.0%)
No	9 (6.9%)
No opinion	10 (7.7%)

Question Number : 43 NUMBER OF RESPONDENTS TO QUESTION : 124

Are the local waste disposal facilities adequately publicised?

Yes	48 (38.7%)
No	61 (49.2%)
No opinion	15 (12.1%)

Question Number : 44 NUMBER OF RESPONDENTS TO QUESTION : 119

Would you use the following?

Bottle bank	110 (92.0%)
Public bulk rubbish tip	78 (65.5%)
Skip for garden waste	85 (71.4%)
Newspaper bank	99 (83.2%)
Clothing bank	80 (67.2%)
Can bank	95 (79.8%)
Plastic bank	104 (87.0%)

Question Number : 45 NUMBER OF RESPONDENTS TO QUESTION : 122

Is the number and location of litter bins in Bryanston ?

Good	9 (7.4%)
Reasonable	22 (18.0%)
Poor	63 (51.6%)
No Opinion	28 (23.0%)

Question Number : 46 NUMBER OF RESPONDENTS TO QUESTION : 124

If the following opened in Bryanston how often would you use them?

	weekly	monthly	occasionally	never	5 don't
Post Office	61 (49.2%)	9 (7.3%)	34 (27.4%)	9 (7.3%)	3(2.4%)
General Store	63 (50.8%)	10 (8.1%)	36 (29.0%)	9 (7.3%)	0(0.0%)
Voluntary Community Sh	30 (24.2%)	5 (4.0%)	29 (23.4%)	11 (8.9%)	15(12.1%)
Other (please specify)	2 (1.6%)	0 (0.0%)	0 (0.0%)	4 (3.2%)	6(4.8%)

Question Number : 47 NUMBER OF RESPONDENTS TO QUESTION : 125

If the following mobile services were provided, how often would you use them?

	weekly	monthly	occasionally	never	don't
Grocer	32 (25.6%)	1 (0.8%)	31 (24.8%)	33 (26.4%)	16
Fast food	13 (10.4%)	8 (6.4%)	29 (23.2%)	47 (37.6%)	7
Mobile library	28 (22.4%)	7 (5.6%)	26 (20.8%)	40 (32.0%)	10
Other (please specify	0 (0.0%)	0 (0.0%)	2 (1.6%)	12 (9.6%)	2

Question Number : 48 NUMBER OF RESPONDENTS TO QUESTION : 119

How do you rate the postal service for Bryanston ?

	good	reasonable	poor	no opinion
Location of post box	52 (43.7%)	37 (31.1%)	13 (10.9%)	7 (5.9%)
Number of deliveries	49 (41.2%)	42 (35.3%)	14 (11.8%)	6 (5.0%)
Number of collections	31 (26.1%)	43 (36.1%)	21 (17.6%)	10 (8.4%)
Speed of service	33 (27.7%)	40 (33.6%)	13 (10.9%)	15 (12.6%)
Size of post box	11 (9.2%)	31 (26.1%)	30 (25.2%)	25 (21.0%)

Question Number : 49 NUMBER OF RESPONDENTS TO QUESTION : 49

Which new sports clubs/activities would you attend in Bryanston if they were provided?

Youth football	8 (16.3%)
Billiards	4 (8.2%)
Darts	5 (10.2%)
Keep Fit	32 (65.3%)
Pool	8 (16.3%)
Skittles	15 (30.6%)
Snooker	9 (18.4%)
Tennis	19 (38.8%)

Question Number : 50 NUMBER OF RESPONDENTS TO QUESTION : 14

Would you be prepared to help organise and run any of the following?

Youth football	4 (28.6%)
Billiards	0 (0.0%)
Darts	3 (21.4%)
Keep Fit	10 (71.4%)
Pool	5 (35.7%)
Skittles	4 (28.6%)
Snooker	3 (21.4%)
Tennis	1 (7.1%)

Question Number : 51 NUMBER OF RESPONDENTS TO QUESTION : 127

Should Bryanston have a children's playground?

Yes	82 (64.6%)
No	13 (10.2%)
No opinion	32 (25.2%)

Question Number : 52 NUMBER OF RESPONDENTS TO QUESTION : 91

Where should a children's playground be located?

On The Cliff behind the garage	45 (49.5%)
Between The Cliff and the Estate Club	40 (44.0%)
Other (please specify)	6 (6.6%)

Question Number : 53 NUMBER OF RESPONDENTS TO QUESTION : 46

Which new clubs/activities would you attend in Bryanston if they were provided?

Whist drive	7 (15.2%)
Senior Citizens Group	10 (21.7%)
Art Club	16 (34.8%)
Drama	15 (32.6%)
Choir	11 (23.9%)
Music Society	7 (15.2%)
Band	7 (15.2%)
Young people's drama group	19 (41.3%)
Creative arts for children	18 (39.1%)

Question Number : 54 NUMBER OF RESPONDENTS TO QUESTION : 17

Would you be prepared to help organise and run any of the following?

Whist drive	4 (23.5%)
Senior Citizens Group	4 (23.5%)
Art Club	9 (52.9%)
Drama	6 (35.3%)
Choir	7 (41.2%)
Music Society	2 (11.8%)
Band	4 (23.5%)
Young people's drama group	6 (35.3%)
Creative arts for children	11 (64.7%)

Question Number : 55 NUMBER OF RESPONDENTS TO QUESTION : 103

What are your views on local social facilities for?

	good	reasonable	poor	no opinion
Children up to 16	3 (2.9%)	14 (13.6%)	51 (49.5%)	31 (30.1%)
Young people 17-25	4 (3.9%)	20 (19.4%)	43 (41.7%)	29 (28.2%)
People 26-60	5 (4.9%)	29 (28.2%)	26 (25.2%)	33 (32.0%)
People over 60	3 (2.9%)	21 (20.4%)	36 (35.0%)	36 (35.0%)

Question Number : 56 NUMBER OF RESPONDENTS TO QUESTION : 100

Where do you usually get information about events taking place in Bryanston ?

Notice Board	38 (38.0%)
Free paper	20 (20.0%)
The Benefice magazine	28 (28.0%)
Residents Association newsletter	14 (14.0%)
Blackmoor Vale newspaper	74 (74.0%)

Question Number : 57 NUMBER OF RESPONDENTS TO QUESTION : 117

Do you think the amount of information available about what's going on in Bryanston is?

Good	4 (3.4%)
Reasonable	35 (29.9%)
Poor	62 (53.0%)
No opinion	16 (13.7%)

Question Number : 58 NUMBER OF RESPONDENTS TO QUESTION : 113

Does Bryanston require a?

	Yes	No	No opinion
Newsletter	57 (50.4%)	15 (13.3%)	16 (14.2%)
Free paper	38 (33.6%)	15 (13.3%)	14 (12.4%)
Magazine	19 (16.8%)	22 (19.5%)	18 (15.9%)
Notice board	47 (41.6%)	10 (8.8%)	17 (15.0%)

Question Number : 59 NUMBER OF RESPONDENTS TO QUESTION : 116

Should a Residents Association newsletter be delivered to every home?

Yes	71 (61.2%)
No	18 (15.5%)
Don't know	27 (23.3%)

Question Number : 60 NUMBER OF RESPONDENTS TO QUESTION : 124

Do you use any of the local telephone boxes?

Often	6 (4.8%)
Occasionally	14 (11.3%)
Never	104 (83.0%)

Question Number : 61 NUMBER OF RESPONDENTS TO QUESTION : 115

Have you attended any of the following places of worship in Bryanston/Durweston ?

	within week	within the month	within the year	attend elsewhere	do not attend
Local church	6 (5.2%)	6 (5.2%)	14 (12.2%)	11 (9.6%)	76 (66.1%)
House church	0 (0.0%)	2 (1.7%)	3 (2.6%)	2 (1.7%)	53 (46.%)

Question Number : 62 NUMBER OF RESPONDENTS TO QUESTION : 109

Would you like to see the Estate Club used for the following activities?

	Yes	No	No opinion
Meetings	60 (55.0%)	6 (5.5%)	33 (30.3%)
Playgroup	46 (42.2%)	9 (8.3%)	42 (38.5%)
Lunch Clubs	54 (49.5%)	7 (6.4%)	43 (39.4%)

Question Number : 63 NUMBER OF RESPONDENTS TO QUESTION : 113

What do you think should be done to help protect and enhance the local environment of Bryanston ?

Recycling	78 (69.0%)
Energy saving	48 (42.5%)
Improved public transport	52 (46.0%)
Car sharing	22 (19.5%)
Improved rights of way	35 (31.0%)
Reduce traffic	50 (44.2%)
Other (please specify)	6 (5.3%)
Nothing	5 (4.4%)

Question Number : 64 NUMBER OF RESPONDENTS TO QUESTION : 127

How important is the quality of the countryside around Bryanston to you?

Very important	116 (91.0%)
Important	10 (7.9%)
Not very important	1 (0.8%)
No opinion	0 (0.0%)

Question Number : 65 NUMBER OF RESPONDENTS TO QUESTION : 121

Which elements of the countryside around Bryanston do you value?

A sense of place	63 (52.1%)
Local identity	60 (49.6%)
Tranquillity	104 (86.0%)

Question Number : 66 NUMBER OF RESPONDENTS TO QUESTION : 121

Do you feel that the countryside around Bryanston has changed in recent years?

For better	16 (13.2%)
For worse	41 (33.9%)
Not changed	32 (26.4%)
Don't know	32 (26.4%)

Question Number : 67 NUMBER OF RESPONDENTS TO QUESTION : 117

What do you think could be done to improve the environment of Bryanston ?

	very important	worth doing	not necessary
Plant more trees	34 (29.1%)	19 (16.2%)	29 (24.8%)
Cut down some trees	6 (5.1%)	15 (12.8%)	34 (29.1%)
Look after woodlands	68 (58.1%)	24 (20.5%)	1 (0.9%)
Preserve single trees in special places	46 (39.3%)	17 (14.5%)	6 (5.1%)
Preserve old orchards	42 (35.9%)	34 (29.1%)	2 (1.7%)
Plant new orchards	35 (29.9%)	25 (21.4%)	4 (3.4%)
Keep hedges short and tidy	55 (47.0%)	23 (19.7%)	8 (6.8%)
Other (please specify)	4 (3.4%)	0 (0.0%)	1 (0.9%)

Question Number : 68 NUMBER OF RESPONDENTS TO QUESTION : 117

Do you think there should be special open spaces in Bryanston for local people to picnic and for local children to play?

Yes	62 (53.0%)
No	28 (23.9%)
No Opinion	27 (23.1%)

Question Number : 71 NUMBER OF RESPONDENTS TO QUESTION : 94

Do you think Bryanston should be kept clean and tidy by?

Putting up notices	27 (28.7%)
Entering a 'Best Kept Village Competition	41 (43.6%)
Having a 'Spring Clean Day' annually	22 (23.4%)
Having a 'Spring Clean Day' twice a year	50 (53.2%)

Question Number : 72 NUMBER OF RESPONDENTS TO QUESTION : 67

Are 'dog mess' bins required in the following locations?

Lower Bryanston	56 (83.6%)
Close to Estate Club	50 (74.6%)
Other (please specify)	9 (13.4%)

Question Number : 73 NUMBER OF RESPONDENTS TO QUESTION : 64

Does Bryanston suffer from any of the following types of disturbance?

Traffic noise	43 (67.2%)
Motorcycle scrambling	22 (34.4%)
Noise pollution	19 (29.7%)
Light pollution	11 (17.2%)

Question Number : 74 NUMBER OF RESPONDENTS TO QUESTION : 100

Do you think that the traffic problems in Bryanston are related to any of the following?

Lack of parking	31 (31.0%)
Lorry traffic	39 (39.0%)
Traffic speed	74 (74.0%)
Need for traffic regulation	25 (25.0%)
Need for more public transport	30 (30.0%)

Question Number : 75 NUMBER OF RESPONDENTS TO QUESTION : 121

In relation to local footpaths and bridleways, can you answer the following questions?

	Yes	No	No opinion
Do you know where the local paths are?	73 (60.3%)	30 (24.8%)	11 (9.1%)
Are they well signposted?	24 (19.8%)	59 (48.8%)	18 (14.9%)
Would you be willing to help maintain them?	44 (36.4%)	44 (36.4%)	14 (11.6%)

Question Number : 76 NUMBER OF RESPONDENTS TO QUESTION : 116

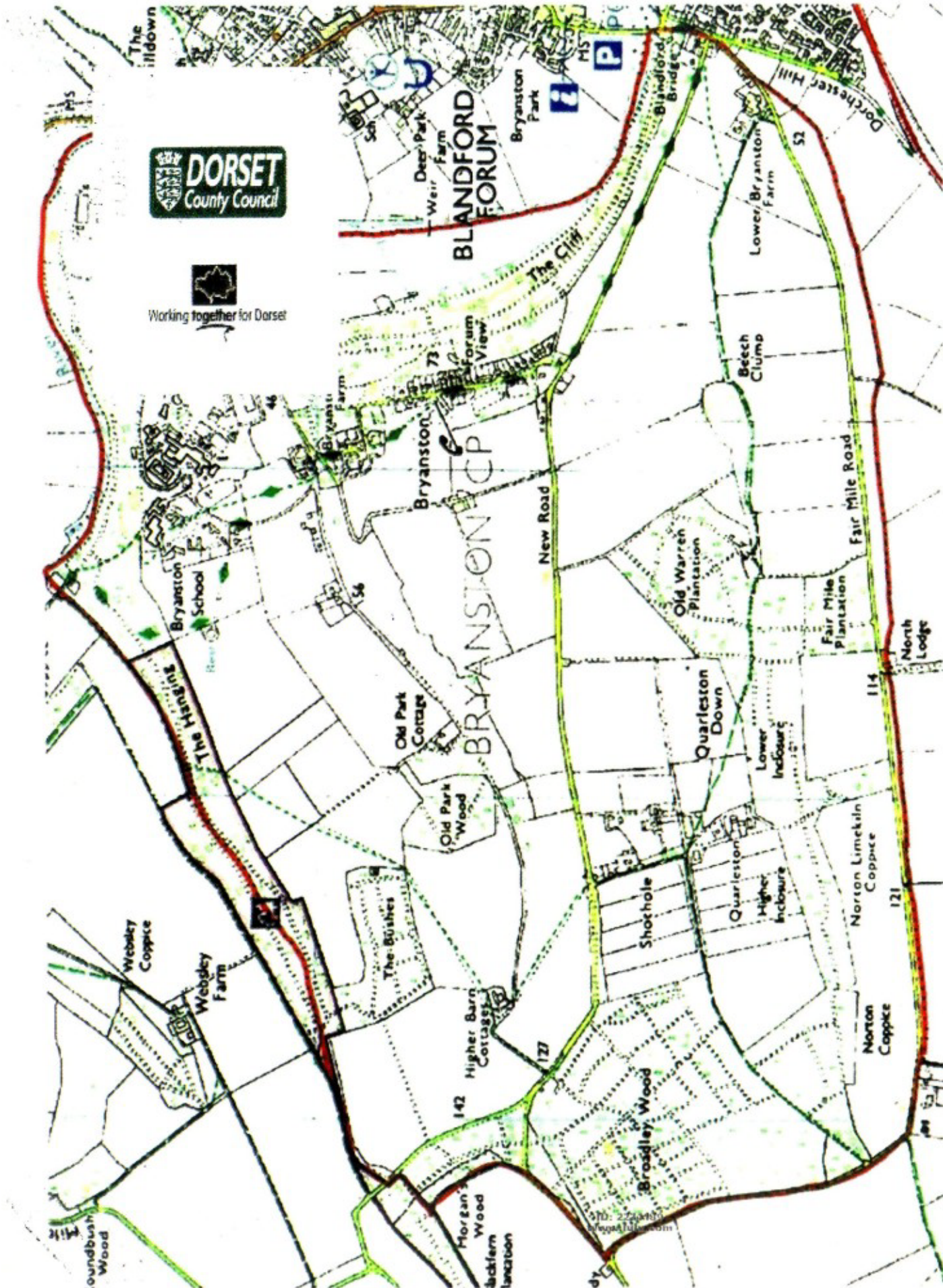
In relation to footpaths and bridleways - would you like to see any of the following?

Maps of local footpaths	83 (71.6%)
Leaflets of walks available to buy	53 (45.7%)
Guided walks of the area	29 (25.0%)
No opinion	23 (19.8%)

Question Number : 77 NUMBER OF RESPONDENTS TO QUESTION : 121

How would you like Bryanston to develop?

As a working community	46 (38.0%)
As a retirement community	13 (10.7%)
As a tourist centre	7 (5.8%)
To stay as it is	84 (69.4%)



DORSET
County Council

Working together for Dorset

BLANDFORD FORUM

BRYANSTON CP

The Milldown

Deer Park Farm

Bryanston Park

Blandford Bridge

Lower Bryanston Farm

Beech Clump

Bryanston School

Bryanston

New Road

Old Warren Plantation

Fair Mile Road

Fair Mile Plantation

North Lodge

Old Park Cottage

Old Park Wood

Quarleston Down

Lower Inclosure

Quarleston Higher Inclosure

Norton Limekiln Coppice

Webbly Coppice

Webbly Farm

The Bushes

Shot hole

Norton Coppice

Higher Barn Cottages

142

147

Morgan Wood

Sackfern

Langston

Broadley Wood

Roundbush Wood

